

How can a supplier access an RFQ?


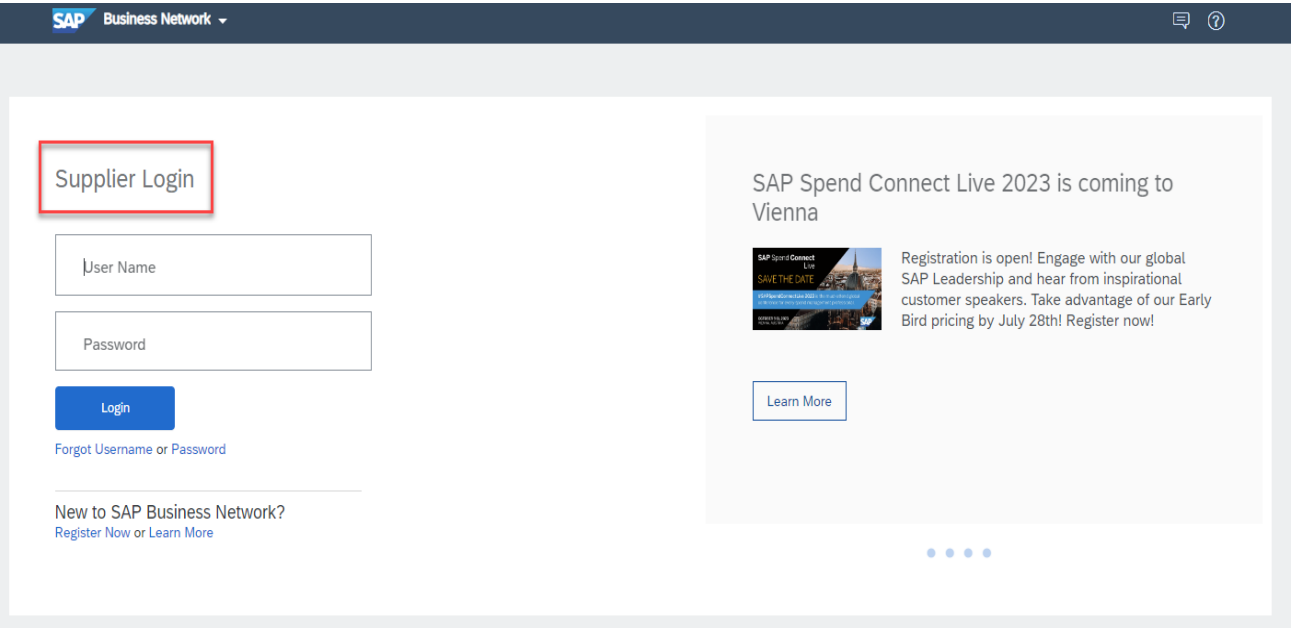


How can a supplier access an RFQ?



Supplier can access an RFQ in two ways via the invitation email sent from Lilly or by logging into their SAP Business Network account :

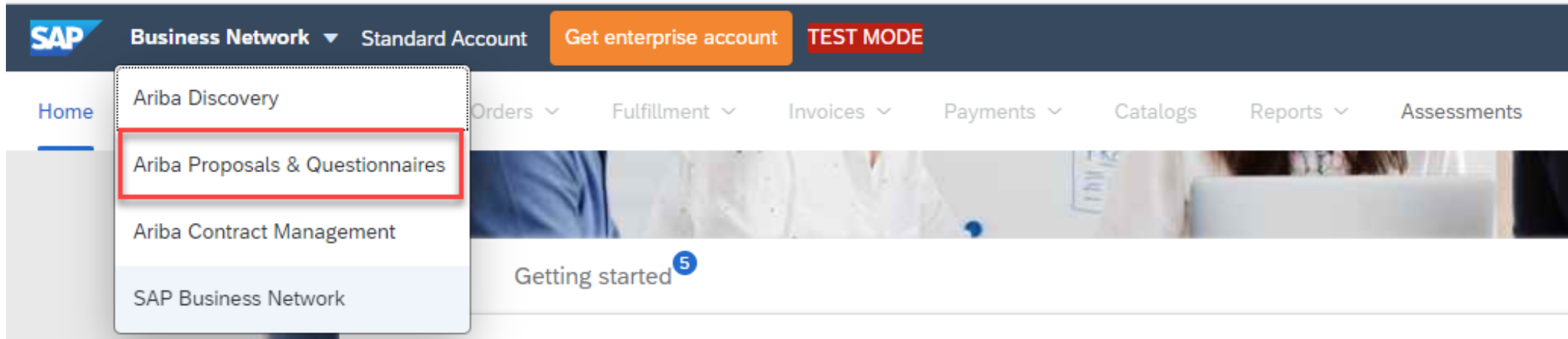
- 1. Go to the SAP Business Network Supplier Login Page SAP Business Network Supplier Login Homepage and Login under account administrator account.
- 2. OR Select ‘Click Here’ on Invitation Email sent from Lilly user.



How can a supplier access an RFQ?



3. Click 'Business Network' and select 'Ariba Proposals & Questionnaires'.



How can a supplier access an RFQ?



- 4. Confirm 'Lilly' is visible on the top banner as outlined in red below.
- 5. Sourcing Events will be listed under 'Completed' 'Open' and 'Pending Selection' depending on their status.
- 6. Click the dropdown arrow next to 'Status' for list of RFx events.
- 7. Click on the project name to open the project.

LILLY - TEST

There are no matched postings.

Welcome to the Ariba Spend Management site. This site assists in identifying world class suppliers who are market leaders in quality, service, and cost. Ariba, Inc. administers this site in an effort to ensure market integrity.

Lilly

Home

Events

Title	ID	End Time ↓	Event Type	Participated
▶ Status: Completed (147)				
▼ Status: Open (2)				
RFQ587-Test_08.06.2023	Doc719006240	6/15/2023 11:59 PM	RFP	No
Test_02.02.2023	Doc609703681	Not Available	RFP	No
▶ Status: Pending Selection (73)				

Registration Questionnaires

How can a supplier access an RFQ?



8. Participant can select one of two options depending on the interest in the Sourcing Event ‘Intend to Participate’ or ‘Decline to Participate’.

Desktop File Sync

Doc719006240 - RFQ587-Test_08.06.2023

Time remaining

7 days 07:39:24

You must decide whether or not you intend to participate in this event.

Download Content

Intend to Participate

Decline to Participate

Print Event Information

All Content

Name ↑	Price	Extended Price	Quantity	Total Cost
▼ 1 Contact Details				
1.1 Contact Name				
1.2 Contact Email Address				
▼ 2 RFQ Documents				
2.1 Please attach a filled out and signed Work Order here				
2.2 Please attach supplemental information as a single PDF document here				
▼ 3 Project Details				\$0.00 USD

Event Overview and Timing Rules

Event Type: RFP

Publish time:

Response start date:

Due date:

Currency: US Dollar

Commodity: 240-05:Systems Integration and IT Consulting 240-05

Regions: USA United States

How can a supplier access an RFQ?



- 9. Tick the box of the respective line item.
- 10. Click 'Confirm Selected Lots'.
- 11. Fill out the mandatory field.
- 12. Select 'Save Draft' to save your response and submit later or 'Submit Entire Response' to send the submit your bid.

NOTE: Attachments sent by Lilly are located under “References” at the bottom of the RFQ page.

Ariba Sourcing

Company SettingsAndrew HfiesonFeedbackHelp

Desktop File Sync

Time remaining
10 days 09:18:18

Console

Doc

Event Messages
Response History
Response Team

▼ Checklist

1. Review Event Details

2. Select Lots/Line Items

3. Submit Response

All Content

Name ↑PriceExtended PriceQuantityTotal Cost

▼ 1 Pricing Template

1.1

1.2

1.3

1.4

▼ 2 Terms

2.1 Payment Terms

2.2 Comments

2.3 Ship To

2.4

▼ 3 Items

(*) indicates a required field

Submit Entire ResponseUpdate TotalsSave draftCompose MessageExcel Import

Additional informationReferences

(*) indicates a required field

Thank you

Lilly