

HOW TO LINK ACCOUNTS TO LEGAL ENTITIES

JUNE/24

V2

INTRODUCTION

This is a quick reference guide for you, Embraer supplier, that describes the logic to create users in SAP Ariba.

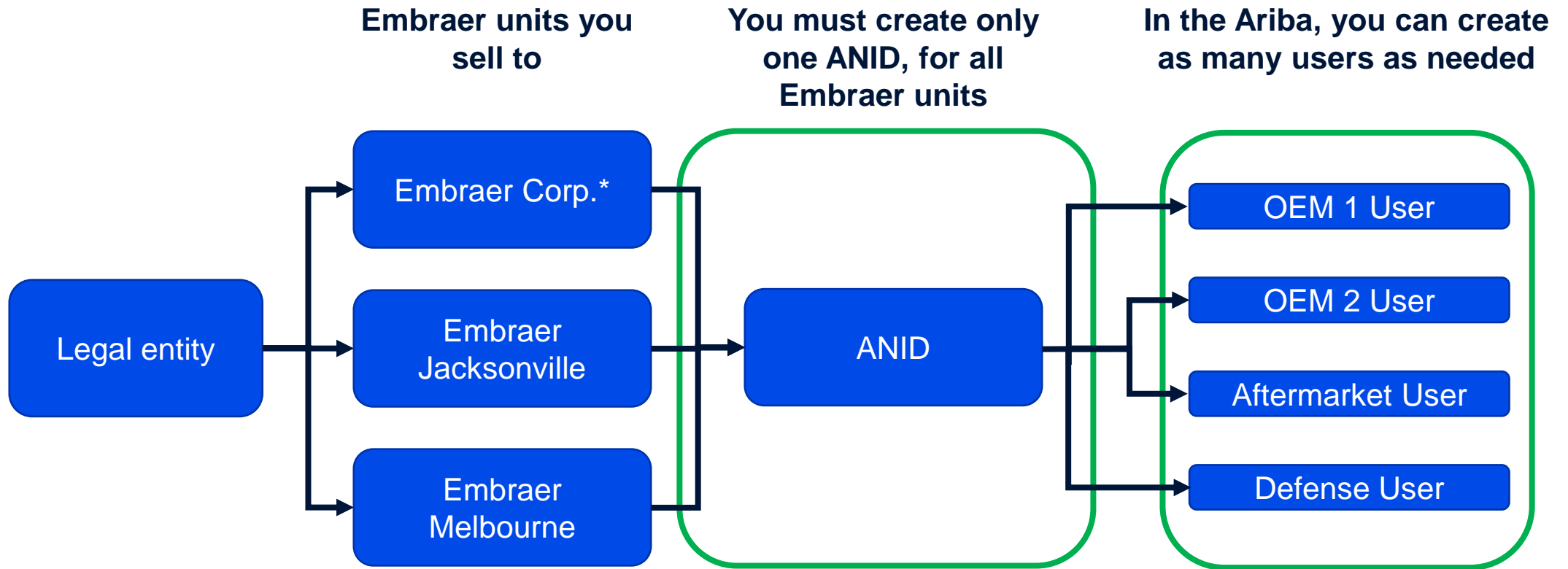
Please note that:

- In your business, as a supplier, you can create as many users as you need;
- Regarding the creation of ANIDs, if you have only **one legal entity, you must create a single ANID**, which will be used for all Embraer units you sell to. If you have more than one legal entity, **you must create a different ANID** for the Embraer unit or grouping corresponding to that entity. Therefore, **the number of ANIDs will always be equal to the number of legal entities**. In each scenario (one or more ANIDs), there will be a different dynamic for the visualization in the POs report, as shown below.

USER CREATION

A SINGLE ANID

Visualization of all orders grouped together, regardless of which Embraer unit they were issued from:



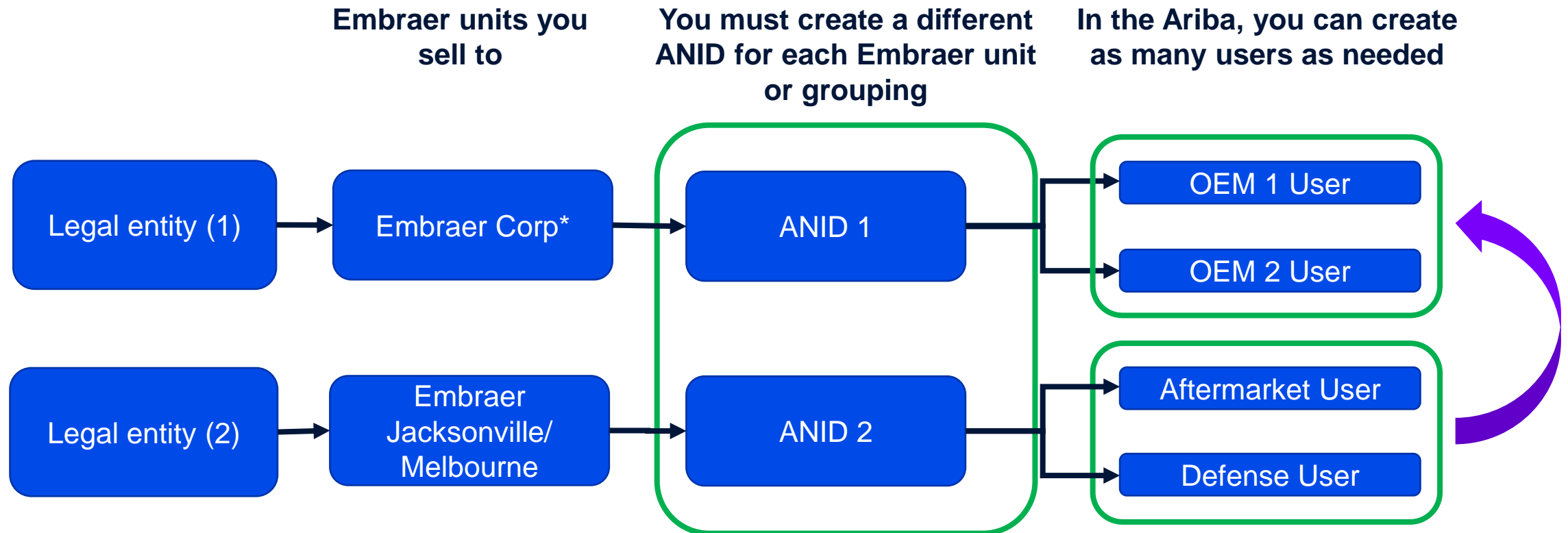
*Embraer Corp..= Sao Jose dos Campos, Taubate, Botucatu, Gavião Peixoto, Eugênio de Melo, Campinas, Fort Lauderdale, Le Bourget, Singapore, China and Amsterdam.

USER CREATION

DIFFERENT ANIDs

It is possible, with ANID 2, to view orders placed in ANID 1 (OEMs). To do this, you need to make an account hierarchy (slide below).

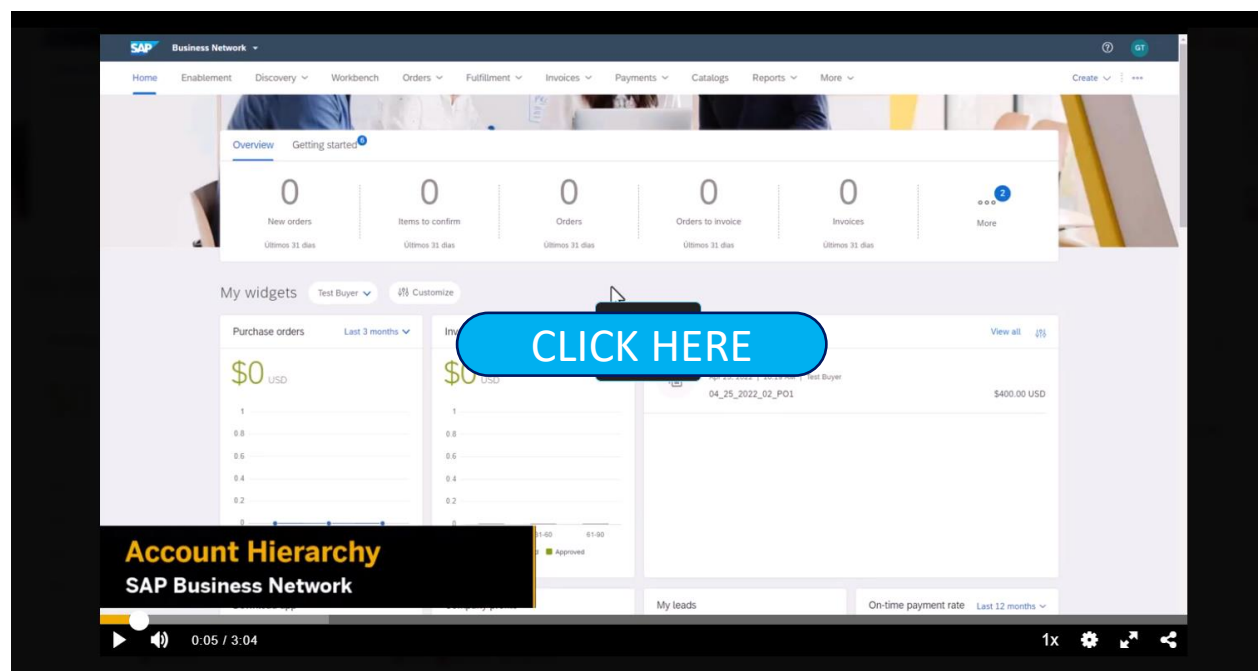
Visualization of orders segregated, by Embraer unit or grouping:



*Embraer Corp..= Sao Jose dos Campos, Taubate, Botucatu, Gavião Peixoto, Eugênio de Melo, Campinas, Fort Lauderdale, Le Bourget, Singapore, China and Amsterdam.

ACCOUNT HIERARCHY

To carry out the account hierarchy, it is necessary to identify which account corresponds to the orders you want to view, and then link this account. If you're not the administrator or don't have access to his credentials, you must send a request to the identified account, which will need to be approved for the link to occur. For more advantages of Account Hierarchy, or if you have a specific question or technical issue, click on the image link below and watch the tutorial.



USER VIEW

OEM, Spare and Defense users, or any others created, will **visualize the same documents** in the system. However, a **segregation filter can be done by each user** in the tool, to pick up the part of interest.

THANK YOU

*one
Chain*