



PUBLIC

SAP Business Network **Supplier Guide Add-On**

Your companion guide for transacting with
Union Pacific Railroad Company

SAP Business Network





BUILDING AMERICA®


Welcome!

Congratulations on joining SAP Business Network as a supplier. You are now part of a global network of 4 million companies. Leading businesses like yours have leveraged their SAP Business Network Enterprise Accounts to grow their business, improve operational efficiencies, and deliver a better experience to their customers.

Your supplier account has been designed to make transacting with your customers as easy as possible. To get started and trained on how to use your SAP Business Network account with Union Pacific Railroad Company, please follow the steps below:

- **1 Visit our [Supplier Training page](#)**

Learn how to set up and operate your supplier account on our detailed Supplier Training Page. If the above hyperlink doesn't work, copy-paste the following link in your browser instead:
https://support.ariba.com/SBN_Supplier_Learning_Portal
- **2 Review the specifics of transacting with Union Pacific Railroad Company**

Make sure to read through the present document to become familiar with all business specific actions and requirements set up by your customer. This document will help you navigate through the detailed content of our Supplier Training Page.
- **3 Participate in a supplier webinar**

If you need more assistance in navigating and configuring your SAP Business Network account and creating your first documents, join one of our live supplier webinars:
[Trading Partner Engagement Hub](#)

Table of contents

Scope Of Union Pacific Railroad Company’s Project	4
SETTING UP YOUR ACCOUNT	5
TRANSACTIONING ON SAP BUSINESS NETWORK	5
Specific customizations for PO Confirmations.....	5
Specific customizations for Ship Notices	5
Specific customizations for Invoices.....	5
HELP & SUPPORT	6

Scope Of Union Pacific Railroad Company's Project

This section specifies which documents will be transacted through SAP Business Network. Some of them will be mandatory, others will simply be available and considered optional.

Document Type	Supported
Purchase Orders (PO) – Orders from your customer sent through SAP Business Network:	
- For goods	✓
- For planned services	✓
- For unplanned services	✓
- Blanket Purchase Orders (BPO)	✗
Purchase Order Confirmations (OC) – Confirmation of your company's ability to provide the goods/services on the PO. Applies against a whole PO or line items.	
	✓
Ship Notices (ASN) – Advice to your customer on what has been shipped and delivery date.	
	✓
Service Sheets (SES) – Pre invoice validation/approval of services and service delivery times.	
	✗
Invoices – Your company's tax invoice for goods/services delivered.	
- Partial Invoices for invoicing only a part of the PO	✓
- Non-PO Invoices (or PO not received through SBN)	✗
- Blanket Purchase Order (BPO) Invoices	✗
- Service Invoices	✓
- Contract Invoices	✓
- Invoicing for Purchasing Cards (P-Cards)	✗
- Summary or Consolidated Invoices – apply against multiple POs	✗
Credit Invoices/Credit Memos	
- Item level credits; price adjustments	✓
- Header Level credits	✓
Remittance Advices – Informational documents advising which Invoices have been paid and the amounts, so it can be used for reconciliation purposes.	
	✗
Goods Receipt Notices (GRN) – Informational documents advising the correct receipt of goods by your customer.	
	✗
Schedule Payments – Displays payment information for specific invoices.	
	✗

SETTING UP YOUR ACCOUNT

This section covers what the minimum set up requirements are in your SAP Business Network account to transact successfully.

Please make sure you complete at least the following chapters of the *Account Administration* section on the [Supplier Training Page](#).

- Complete your Company Profile
- Complete your Enablement Tasks
- Configure your Email Notifications
- Configure Electronic Order Routing method and Notifications.
- Configure Electronic Invoice Notifications, including Tax Details
- Configure your Remittance Information and payment methods.
- Set up a test account (only if you are publishing an electronic catalog or starting an integration project)

TRANSACTING ON SAP BUSINESS NETWORK

This section mentions the specifics of transacting with Union Pacific Railroad Company on SAP Business Network once your account has been set up. You will find detailed instructions in the Transacting section of the [Supplier Training Page](#).

Specific customizations for PO Confirmations

- PO Confirmations are supported but not mandatory for material orders. You may submit an order confirmation at either the header or line-item level.
- You may partially update the line items via rejection.

Specific customizations for Ship Notices

- Ship Notices are mandatory. A ship notice must be submitted prior to creating an invoice.

Specific customizations for Invoices

Detailed instructions on how to perform multiple types of invoicing are available on our [Supplier Training Page](#), under the Invoicing section.

- Invoicing through SAP Business Network is required.
- A new and unique invoice number must be provided for each invoice; duplicate invoices will be rejected unless resubmitting a corrected invoice that previously had a failed/rejected status on SBN.
- Union Pacific Railroad Company will no longer accept paper invoices and requires invoices to be submitted electronically through SAP Business Network.
- An invoice previously submitted cannot be cancelled. For corrections and adjustments, please contact your customer.
- You may back date your invoices by up to 364 days. Payment terms apply from the invoice submission date.
- You may enter taxes at the header or line-item level.
- Header level credit memos are accepted. You can also create a line-item credit memo for price adjustments only.

HELP & SUPPORT

- The **Help Center** is located within your account and used to access documentation, FAQs, and tutorials. If you have an Enterprise account, you can create a service request via the Help Center. Once submitted, a member of customer support will contact you via your preferred method: phone, chat, or email.
- Learn how to set up and operate your supplier account on our detailed [Supplier Training Page](#)
- For general support information go to [SAP Help Portal](#)

For assistance regarding business processes, please contact Union Pacific Railroad Company project team at the following email address: upse@up.com.

We wish you a lot of success using SAP Business Network! www.sap.com.