

October 2020

E-Commerce Change Notification

PHASE 1 – ACTION REQUIRED – Accept Trading Relationship Request (TRR) with new account **AN01525201109**

Tokyo Electron (TEL) is currently undergoing a series of changes across our purchase to payment processes with Ariba. This change will have very minimal impact to the way you transact with TEL today. It is important that you take a moment to familiarize yourself with this information.

During this transition, TEL will be migrating Ariba Network accounts from **AN01055752572** to **AN01525201109**

As referenced below, all suppliers must take action to accept the TRR, however all other activities will be in a phased approach.

Please click [here](#) to register and view the Tokyo Electron Supplier Summit recording to learn more about the TEL initiative

Note: Suppliers currently transacting on 2572 will continue to do so until fully migrated to the 1109 account.



Phase 1 – Accept TRR

TEL: AN01525201109



TRR Coming this week

Please accept trading relationship request, coming from SAP Ariba Network.

[Note: Your Account may be setup to auto-accept TRR.](#)



Phase 2 – Catalogs & Integration Projects

Existing Catalog & Integration suppliers, will be contacted by TEL & SAP Ariba specialists in accordance with the deployment schedule.



Phase 3 – Dates for GO LIVE

TEL will send notification regarding your go live date accordance with the deployment schedule

Additional Tokyo Electron Migration Details



Tokyo Electron is in the process of implementing a new procurement platform that will impact how we interface purchasing related transactions with your company in the future. The scope of this effort includes various transactions including, but not limited to, Purchase Orders, Purchase Order Confirmations, Advanced Ship Notices, Invoices and Electronic Catalogs received from or sent to Tokyo Electron's new procurement platform.

Migration to the new platform will occur over time with the majority of suppliers targeted by **Q1 2021**. You will receive more details in the future with your expected transition date. Tokyo Electron will be moving from our old Ariba Network ID (AN01055752572) to a new Ariba Network ID (AN01525201109). For a period of time you may continue to receive Ariba transactions from Tokyo Electron's legacy Ariba Network account, which will continue to be billable until Tokyo Electron is fully migrated to the new platform.

The new platform may also result in a change to Tokyo Electron's Purchase Order format. This may also require changes to your EDI, CXML or punch-out catalog integration. Specification documents will be provided in the near future. For Purchase Orders you received from a legacy Tokyo Electron platform you should continue to send related transactions (Order Confirmations, Advanced Ship Notices, Invoices, etc.) back to those platforms as you have been doing using their existing transaction format(s). The new format(s) would apply to the new platform only.

In support of this change you will be receiving a new Ariba relationship request on behalf of Tokyo Electron from Tokyo Electron's new platform Ariba Network ID (AN01525201109).

➤ What does this mean for you?

You will need to accept Tokyo Electron's new Ariba Network relationship request as conducting business on the Ariba Network will be required.

You may also need to make changes to your current Tokyo Electron EDI, CXML or punch-out integration messages to process transactions with Tokyo Electron's new document (e.g. Purchase Order, Invoice, Electronic Catalogs, etc.) formats.

➤ When will this take effect?


In the coming weeks, Ariba will send you important communications and instructions for joining (if new) and accepting Tokyo Electron's Ariba Network relationship request.

We appreciate your prompt action on all communications and requests regarding this initiative. Tokyo Electron is targeting suppliers to begin transacting with the new platform beginning **in Q1 of 2021**.

The transition to our new platform will allow for more robust collaboration, purchasing and electronic commerce capabilities. If you are not the correct recipient, please forward to the appropriate team member in your organization. Contact the Tokyo Electron Supplier Enablement Team at TELUS-SAP.AribaSupplier@us.tel.com with any questions you may have.

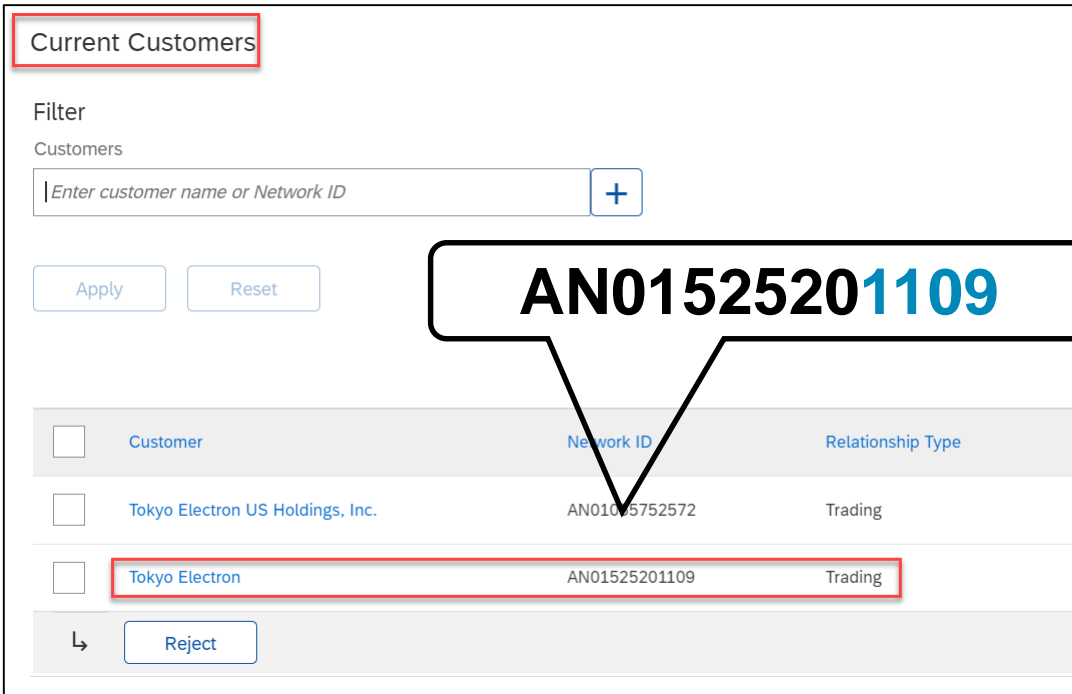
Exception! Your Account may Auto-Accept Trading Relationships (TRR)

NO ACTION IS REQUIRED in this phase, if your account is set up to auto-accept TRRs.

1. If your account is set to auto accept, your account administrator will receive an email notification about the new relationship.
2. You can verify the relationship with **AN01525201109** from the  Settings Wheel > Customer Relationships > Current Customers

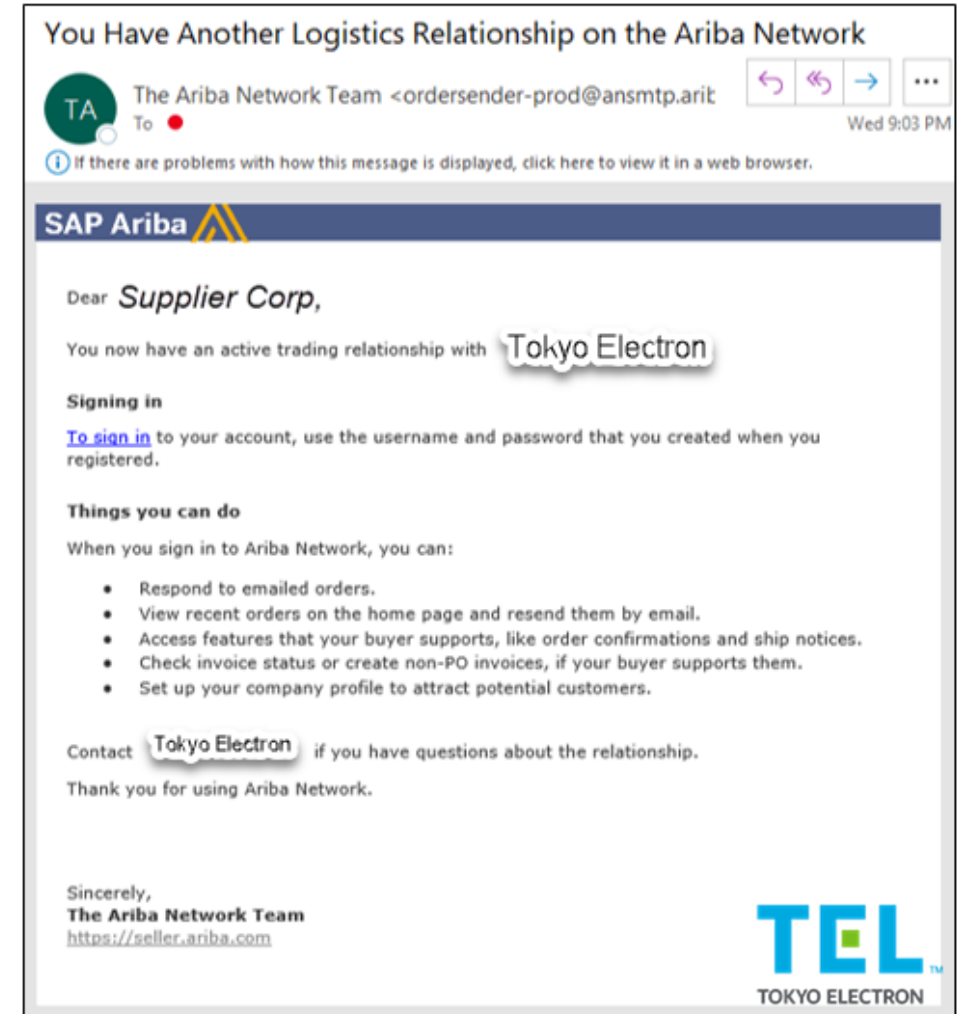
Note: If the relationship is not found, please review the [troubleshooting slide](#)

2 Verification Option



Customer	Network ID	Relationship Type
Tokyo Electron US Holdings, Inc.	AN01065752572	Trading
Tokyo Electron	AN01525201109	Trading

1 Email Notification to Admin



You Have Another Logistics Relationship on the Ariba Network

The Ariba Network Team <ordersender-prod@ansmtp.ariba.com>
To: [Redacted]
Wed 9:03 PM

If there are problems with how this message is displayed, click here to view it in a web browser.

SAP Ariba

Dear *Supplier Corp*,

You now have an active trading relationship with **Tokyo Electron**

Signing in

[To sign in](#) to your account, use the username and password that you created when you registered.

Things you can do

When you sign in to Ariba Network, you can:

- Respond to emailed orders.
- View recent orders on the home page and resend them by email.
- Access features that your buyer supports, like order confirmations and ship notices.
- Check invoice status or create non-PO invoices, if your buyer supports them.
- Set up your company profile to attract potential customers.

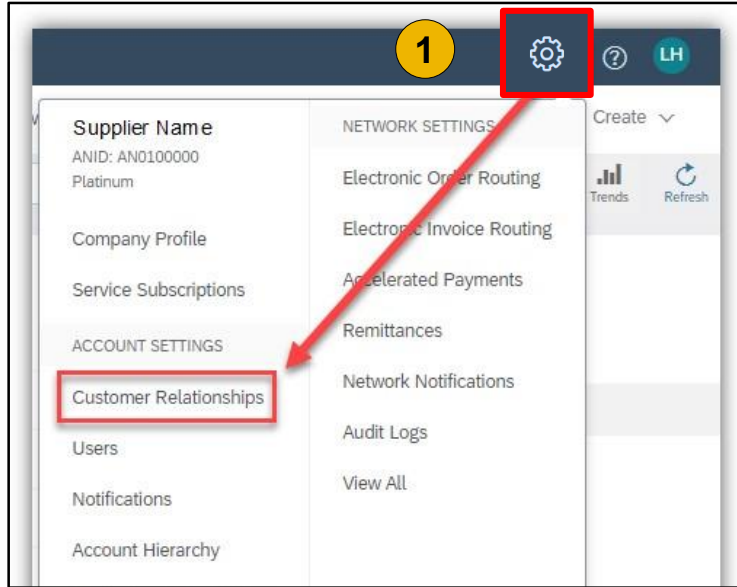
Contact **Tokyo Electron** if you have questions about the relationship.

Thank you for using Ariba Network.

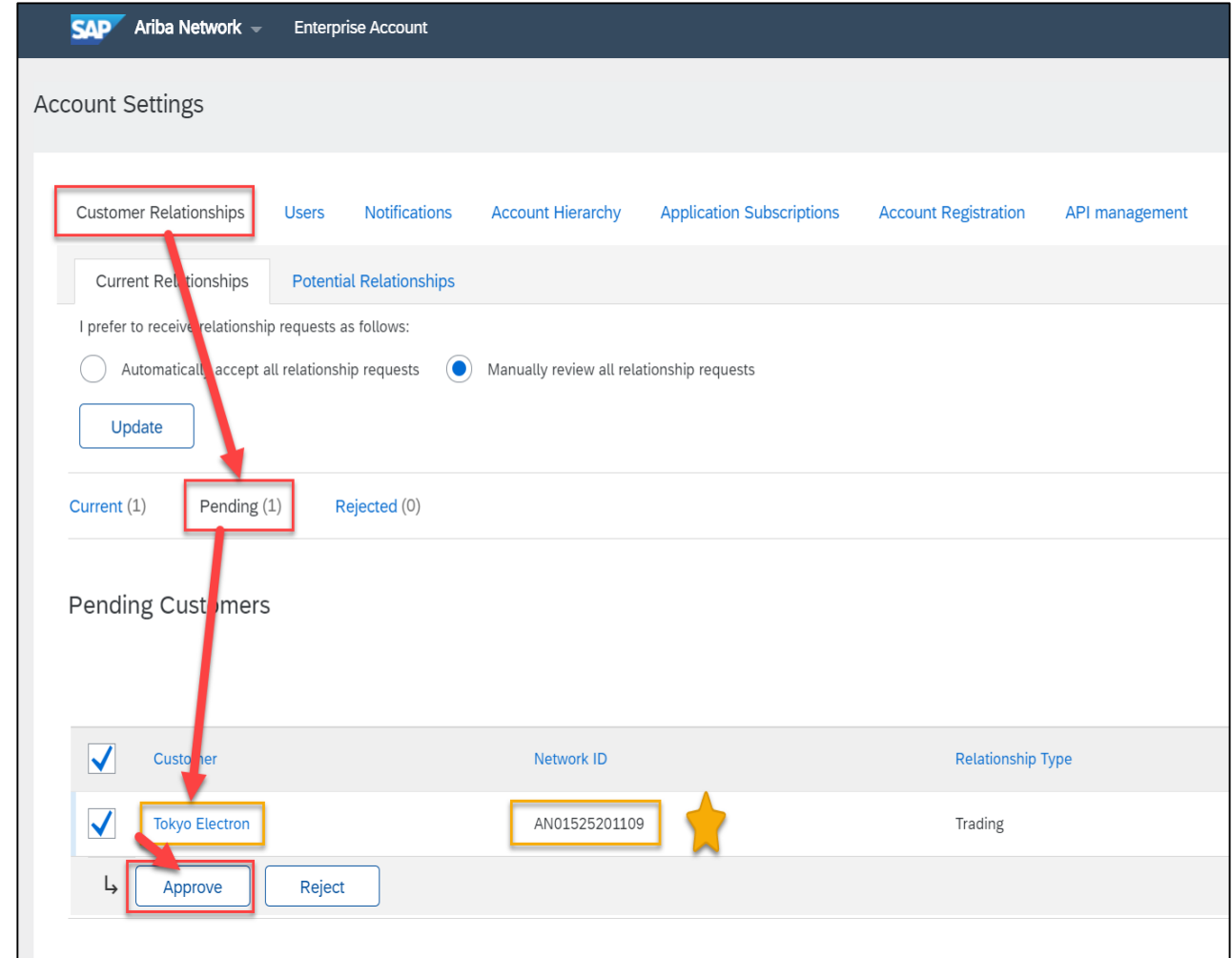
Sincerely,
The Ariba Network Team
<https://seller.ariba.com>


TEL
TOKYO ELECTRON

Troubleshooting - Accept Tokyo Electron Relationship Manually



2



1. From the Settings Wheel  in the upper right-hand corner of your account, select “Customer Relationships”
2. Search for TEL Account **AN01525201109**
 - Check the box
 - Click Approve and Close